

RICHPORTER
LIGHTING

DEALERSHIP
LIGHTING

YOUR DEALERSHIP PARTNER IN LIGHTING

For over a decade, Richporter Lighting has been providing complete lighting solutions to our satisfied clients.

Our lighting designers take you through every step of the process, all the way from the lighting concepts and programming, through to on-site inspections and project summary.

Richporter Lighting provides more than the design itself. Along with design knowledge, product insight, technical expertise and client support, we are also suppliers of some of the most notable and trusted brands in the lighting industry. We guarantee high-quality, energy efficient products at unbeatable prices.

We have great experience designing for many reputable car dealership names including Honda, Hyundai, Mazda, Mitsubishi and Genesis.




TABLE OF CONTENTS

Lighting Design Development Stages	5
Case Studies	10
Genesis St. Laurent	11
Hyundai Capital	13
Honda Nord Sud	16
Mitsubishi Boucherville	19
Mazda Chambly	21
Car Dealership Article	23

LIGHTING DESIGN DEVELOPMENT STAGES

GET THE SUPPORT YOU NEED

When you choose to work with Richporter Lighting, you can rest assured that our team of professionals will guide and support you through every step of the process. From the planning through to after sales, your satisfaction is our priority.

See next the design development stages and services Richporter Lighting has to offer.

1

LIGHTING CONCEPT DESIGNS

- Initial free consultation to gather the basic information about the project
- Company name and contact info
- Location
- Application type
- Initial ideas/wants, and requirements

- Project requirements assessment
- Code and standards identification
- Creative process and evaluation of the different alternatives
- Lighting fixtures selection in function of the project's needs
- Project layout and design

PROGRAMMING PHASE

2

3

SCHEMATIC DESIGN PHASE

- Budget analysis
- Project requirements review
- Project design strategy, style, and ambiance
- Imageboard creation and fixture suggestions
- Spatial and architectural review
- Preliminary lighting design schemes presentation

- Lighting plan review
- Lighting control analysis
- Lighting concept visualization
- Sustainable project development
- Photometric lighting plan and study
- Validation of the lighting controls, the different lighting systems, and fixture models
- Evaluation of the lighting project budget and return on investment

DESIGN DEVELOPMENT

4

5

CONSTRUCTION DOCUMENTS

- A set of instructions given to the construction team
- Drawings and specifications
- Guide the work so that what is built reflects the design that was conceived
- Utilized to solicit bids, define procurement of equipment, guide installation, and support final field adjustments

- Used to obtain or refine binding price quote for lighting equipment and related support services
- May also include changes to the design or alternate products
- Revisions to the design based upon RFI responses or additional documentation
revisions may be issued to bidders in the form of addenda

BIDDING PHASE

6

7

CONSTRUCTION ADMINISTRATION

- Attention is focused on implementing the design
- Some of the specific parts include the punch list, aiming and adjusting of luminaires, object close-out, and commissioning

- Guides and electrician's aid supply
- General contractor support in the event of discrepancies between lighting plans and project execution
- Orientation and lighting control adjustments
- Supply services
- Quality control and maintenance documents provided upon completion of the installation process

COORDINATION & COMMISSIONING

8

9

POST-OCCUPANCY EVALUATION

- Lights are installed and we are in the operation and maintenance phase of the project
- Visit the project to be sure that all the lighting systems are working according to our design and their function is correct
- Maintenance phase of the project

- After-sales service and ongoing support
- Problem management and resolution
- Quality control and customer satisfaction guarantee

SUMMARY & AFTER-SALES SERVICE

10



CASE STUDIES

GENESIS ST LAURENT

Genesis St. Laurent wanted customers to feel comfortable and connect with the space. “We had to ensure that the overall space didn’t appear generic,” explained our project manager. So Richporter Lighting created a plan using the best technology through artistic ideas and functionality. To achieve this, we utilized various forms of lighting ranging from downlight projectors, to pendant lights and LED tapes.





HYUNDAI CAPITAL

Since 2017, Richporter has facilitated the visual upgrade of most of the Hyundai dealerships across the province of Quebec.

For their capital location, we successfully created a lighting design that sufficiently illuminates the cars and gathering spaces while producing a calm environment. It breathes a symbolic reminder of wellness, while adding majestic and modern elements.







**Discover
Hyundai Capital
Here.**



HONDA NORD SUD

This 12,000 sqft car dealership is blessed to have plenty of daylight thanks to the multiple radiant floor-to-ceiling windows. Our objective was to provide general and decorative lighting to coincide with the natural light source while bringing a clear and meaningful focus onto the cars and points of interest inside.

Along with the visual design principles from Zoom Designs, we were able to create a stunning lighting plan for Honda which speaks for itself.





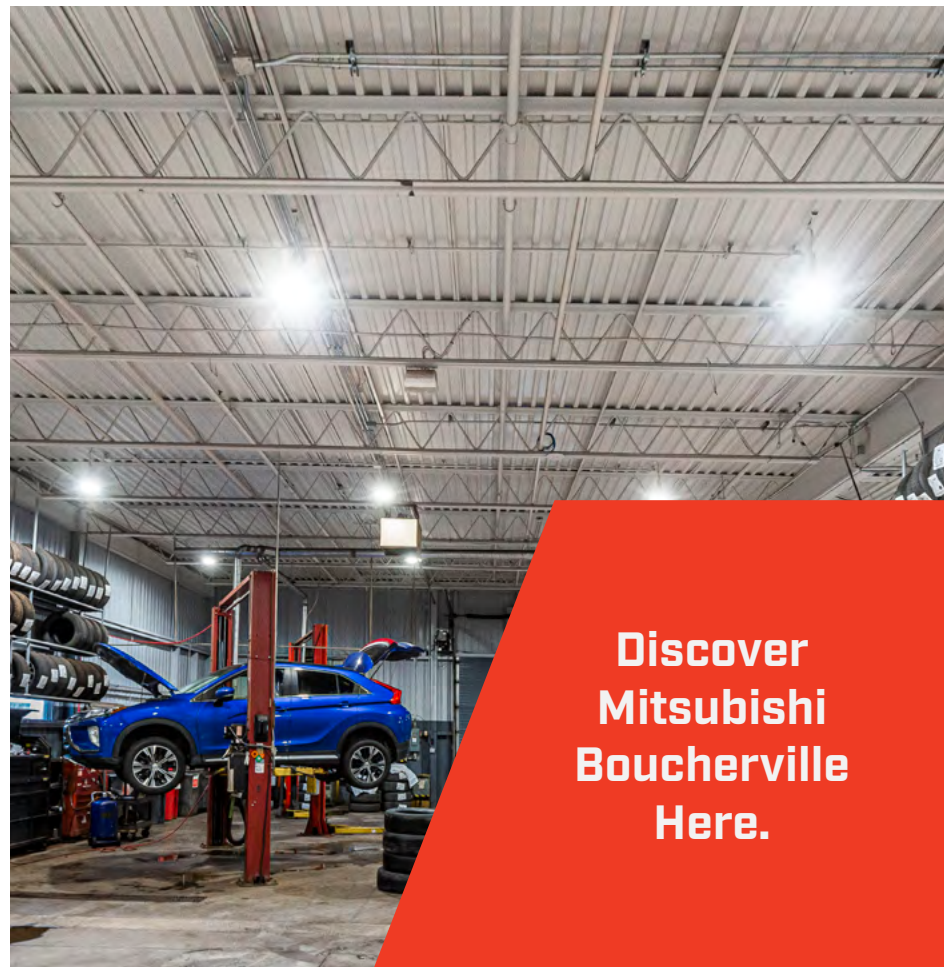

**Discover Honda
Nord Sud Here.**



MITSUBISHI BOUCHERVILLE

To reinforce Mitsubishi's strong brand identity, we chose a highly efficient lighting system.

After studying the showroom's commercial and architectural elements, we identified the space's main requirements and matched them to the most relevant and effective light source. The lighting is powerful yet discreet so your eyes are directed to what is most important – the cars.




**Discover
Mitsubishi
Boucherville
Here.**

MAZDA CHAMBLY

Richporter Lighting has enhanced Mazda's dealership with a full lighting system, featuring highly resilient and efficient architectural luminaires that provide an even, glare-free lighting level. Additionally, decorative fixtures were used to create a welcoming and comforting atmosphere in the waiting area, while the garages were lit up to a bright and uniform level thanks to the installation.





**Discover Mazda
Chambly Here.**

**DISCOVER
THE IMPACT OF LIGHTING
ON THE PURCHASE OF A VEHICLE**

At Richporter Lighting, we strive to inform and educate everyone about the best lighting practices. Every month, we release a new article exploring different aspects of lighting. With our expertise and experience in the field, we want to empower everyone with the knowledge they need to get the best results!

Click here to read dealership lighting article, and discover how lighting can influence sales.

LET'S KEEP IN TOUCH

No matter what the application is, Richporter Lighting provides you the guidance and support to ensure you choose the perfect fixtures and solutions for your space.

Don't miss out on the newest product launches, upgrades and developments. Stay informed and be the first to see our Lighting Designer's current top picks for each type of application.

[Contact us today](#) to begin your project or ask us about our full line card today.

[Subscribe to our newsletter](#) to receive the support and knowledge you deserve.

richporterlighting.com

 [RichporterLighting](#)

 [@RichporterLighting](#)

 [@RichporterLighting](#)

 [@RichporterLighting](#)